







VSA Soil Score Card for Cropping

Farm: _____ Paddock: _____ Date: _____ Name: _____

Visual Indicator	Your score	Weight	Test Score
<p>Soil structure</p>  <p>GOOD CONDITION VS = 2 MODERATE CONDITION VS = 1 POOR CONDITION VS = 0</p>	_____	x3	_____
<p>Soil porosity</p>  <p>GOOD CONDITION VS = 2 MODERATE CONDITION VS = 1 POOR CONDITION VS = 0</p>	_____	x3	_____
<p>Number and colour of soil mottles</p>  <p>GOOD CONDITION VS = 2 MODERATE CONDITION VS = 1 POOR CONDITION VS = 0</p>	_____	x2	_____
<p>Soil colour</p>  <p>GOOD CONDITION VS = 2 MODERATE CONDITION VS = 1 POOR CONDITION VS = 0</p>	_____	x2	_____
<p>Earthworm count</p> 	_____	x3	_____
<p>Soil smell</p> 	_____	x3	_____
Total score			_____

Total Score Interpretation

less than 12
poor condition

12 to 22
moderate condition

22 or more
good condition